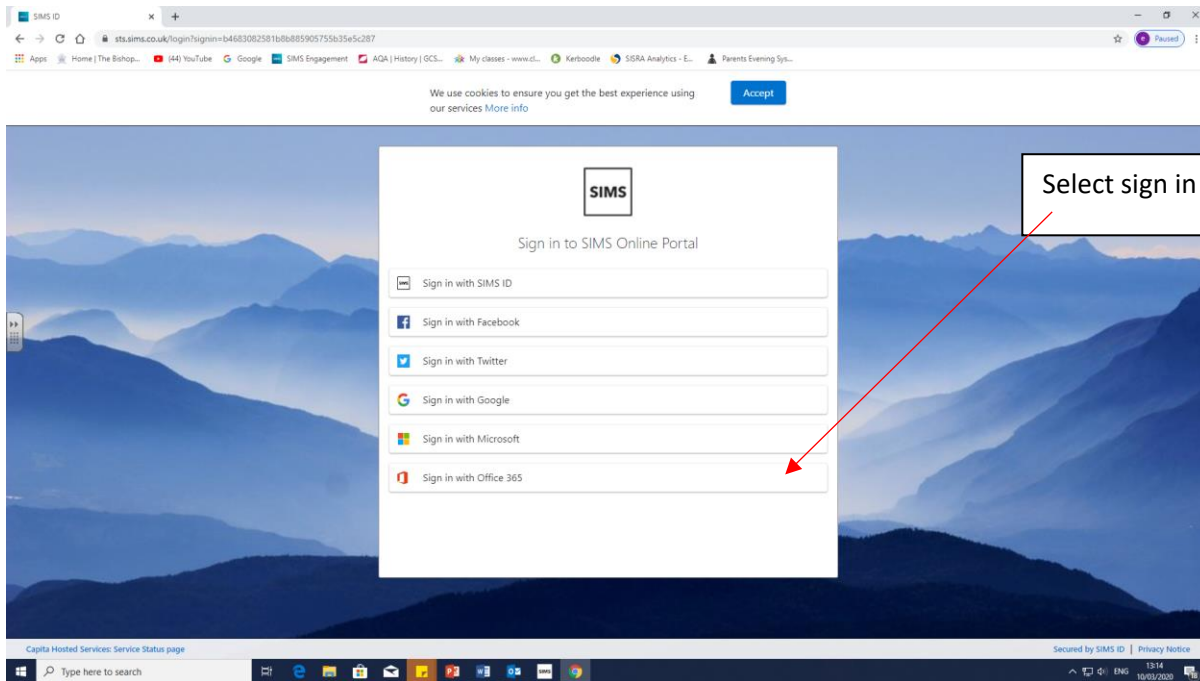


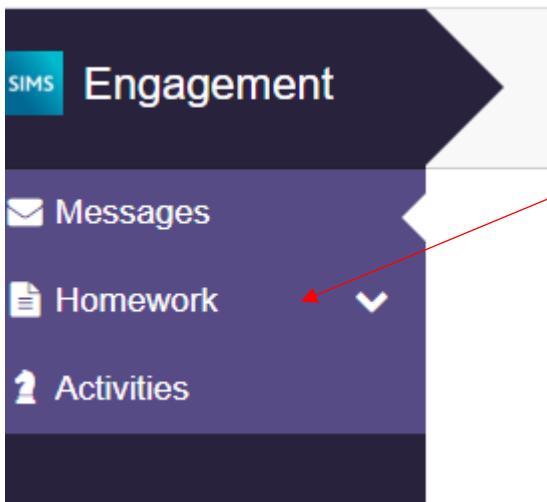
How to use the sims engagement tool to set homework/ other work and attach documents

<https://www.sims-engagement.co.uk/> - put this in the URL and then I have saved mine as a favourite to save time next time.

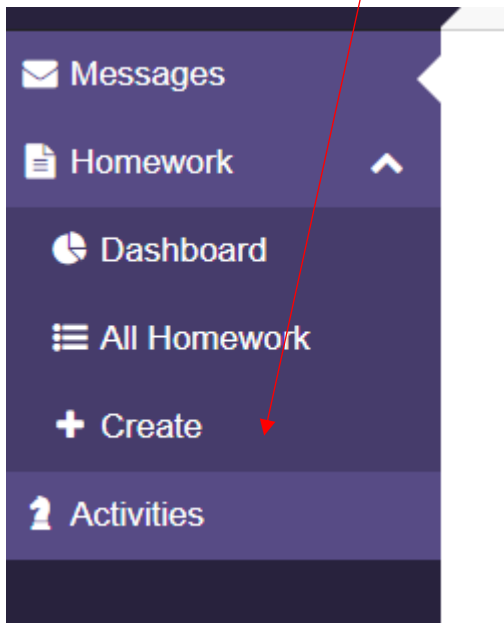


Select sign in with office365

Use your normal login details and password to log in.



Click on Homework, then create



Insert a title, then select your subject from the drop down list

Title

Subject

Set by

Assigned to

Available from

Due date

Submission Type

Attachments

Description

Choose the group or groups you want to set the work for – scroll until you find then click the box on the left and press done.

Finish by selecting the hand in date where it says date due. Select either online submission or in person.

Attach documents where it indicates, write a description / set of instructions and then press create.

No students selected

<input type="checkbox"/>	Name
<input type="checkbox"/>	7PE/S4
<input type="checkbox"/>	7PE/Cg
<input type="checkbox"/>	7PE/Ar
<input type="checkbox"/>	7PE/Fr
<input type="checkbox"/>	7PE/Gg
<input type="checkbox"/>	7PE/Hi
<input type="checkbox"/>	7PE SPG

0 students selected in total